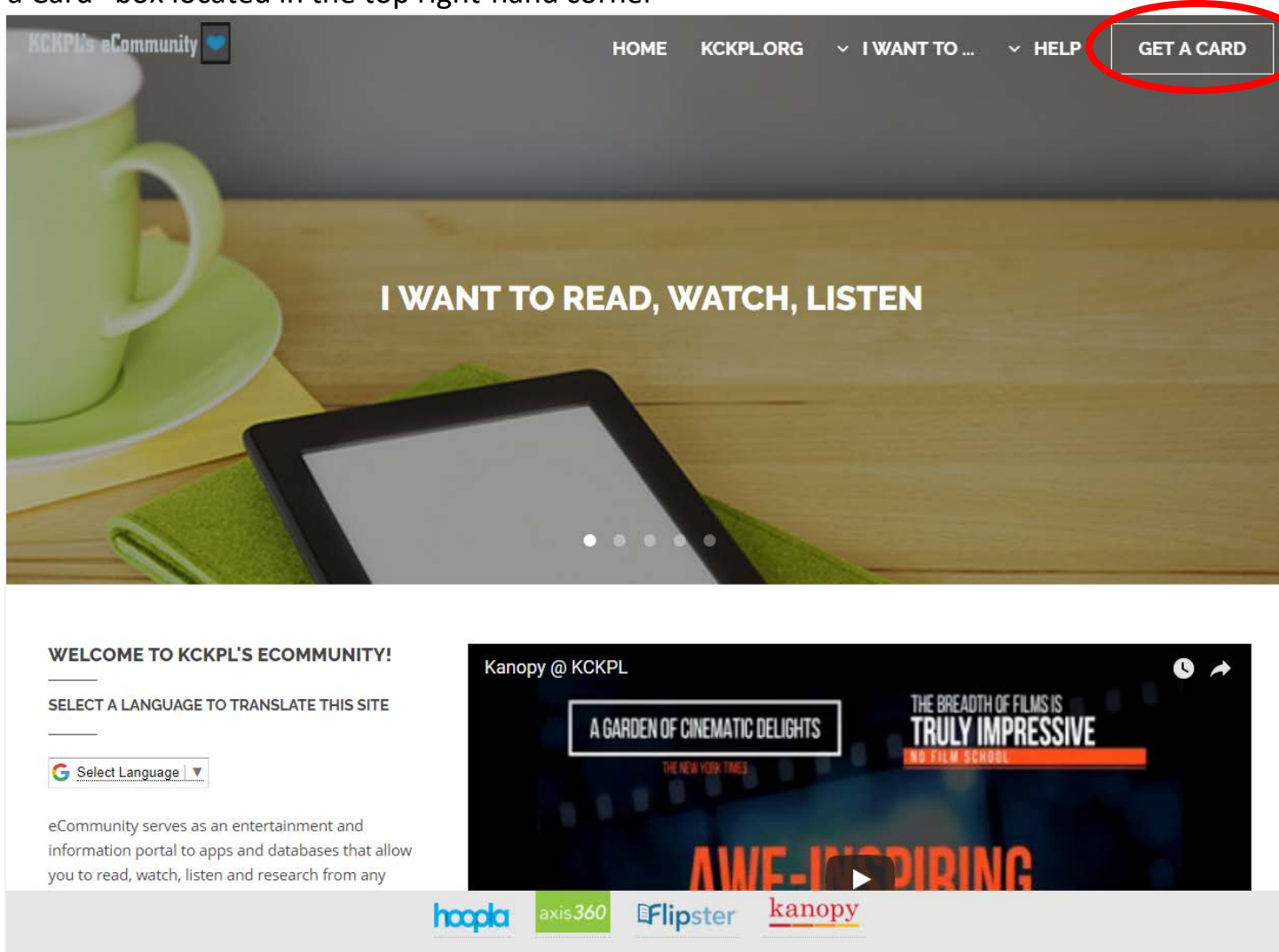


KCKPL eCard: Get immediate access to KCKPL eContent

If you already have a personal Kansas City, KS Public Library card, you're already a member and don't need to sign up for an eCard.



To sign up for an eCard:

1. Go to KCKPL eCommunity located at <https://ecomunity.kckpl.org/>
2. Select the "Get a Card" box located in the top right-hand corner



The screenshot shows the KCKPL eCommunity website. The top navigation bar includes links for HOME, KCKPL.ORG, I WANT TO ... (with a dropdown arrow), and HELP. The 'GET A CARD' button is highlighted with a red circle. Below the navigation bar is a large banner image featuring a green mug and a tablet, with the text 'I WANT TO READ, WATCH, LISTEN'. Below the banner, there is a 'WELCOME TO KCKPL'S ECOMMUNITY!' section with a language selection dropdown menu. To the right of the welcome section is a Kanopy @ KCKPL video player with a play button and a red 'AWE-INSPIRING' text overlay. At the bottom of the page, there are logos for hoopla, axis360, Flipster, and kanopy.

3. You will be redirected to the following page where you can input your information. (Note: You may input your birth date in the following format, with slashes: MM/DD/YYYY or MM/DD/YY). Choose your own pin, minimum 4 digits. Click "Register."

KCKPL's eCommunity  [Click here for a form tutorial and to review our service area.](#) 

Online Registration

First Name: *

Last Name: *

Birth Date (M/D/YY): *

Address: *

City: *

State/Province: *

Postal Code: *

Phone Number:

Email Address: *

Re-enter Email Address: *



PIN (Choose your own): *


Re-enter PIN (Choose your own): *

Register

Copyright 2017 Sirsi Corporation - Enterprise Version 5.0.0.1

4. After submitting, you should receive the following message below. Make note of your eCard number on this page. This eCard number and the pin you previously chose on the last page will be your login information.

KCKPL's eCommunity  [Click here for a form tutorial and to review our service area.](#) 

KCKPL's eCommunity 


FROM: eContentLibrarian@kckpl.org
SUBJECT: Online User Registration Confirmation

Thank you for registering for an eCard at the Kansas City, Kansas Public Library.

Your eCard allows access to our online resources such as eBooks, eAudiobooks, eMagazines, eMovies and Databases.

You should receive an email containing your eCard number and your password within a few minutes. If you do not, please check your ~~spam~~/junk folder.

Your eCard number is **533183**



Sincerely,
The Staff of Kansas City, Kansas Public Library

Copyright 2017 Sirsi Corporation - Enterprise Version 5.0.0.1

5. Selecting the “Click here to Get Started” image to immediately be redirected to the library’s eCommunity page and browse through the available eContent.

6. You should also receive an email follow-up that contains your eCard Number and Pin. When a database or eContent app asks for your library card, use your eCard number and pin in the appropriate fields.



Help and more information on eContent can be found on the [eCommunity webpage](#) under “HELP”